

1

2

3

4

5

6

7

8

A

A

B

B

C

C

D

D

E




E

F


F


-AA1  
CONTROL  
UNIT


-AJ3  
SLOT D, E  
OPT-C4

		
21	22	23
A1	A2	SHIELD

X5

47 ohm 

94 ohm 

no termination 



Project Id VACON\_100\_ENCLOSED\_SML\_CU Title  
 Project name Project pilot  
 Customer STANDARD DRAWINGS

Prepared Prepared 7.3.2012  
 Approved Approved by 7.3.2012  
 Document kind

Based on  
 Scale

External doc. Id  
 Ref. designation OPTION BOARDS +C4 ++OPT-  
 Document Id  
 ==V100=OPTION BOARDS++OPT-C+C4/SML

DCC Continue  
 E+E3/SML\_A\_743  
 Rev. Lang. Page  
 A\_743 SML\_A\_743