

VACON

DRIVEN BY DRIVES



**VACON NXP & NXC AC DRIVES
DELIVERING PURE POWER**



CONTINUOUS CONTROL. PURE POWER.

VACON NXP is a premium air-cooled AC drive for use in all applications where reliability, robust performance, precision and power are required. These drives are available in the power range from 0.55 kW to 2,000 kW.

IDEAL FOR DEMANDING APPLICATIONS

As a dedicated AC drives company, Vacon continues to pioneer trends in product design and provide innovative solutions for demanding applications and high power ranges. Our NXP range offers the ultimate in motor control, for both induction and permanent magnet (PM) motors, gearless drive applications and paralleling solutions for high power motors.

VACON NXP is the smart drive of choice. With fast fieldbus options and exceptional programming flexibility, your NXP is easily integrated into any plant's automation system. Satisfied customers also rely on our enclosed cabinet drive solution, VACON NXC, to perform in the most challenging industrial environments such as oil & gas, extrusion, mining, pulp & paper and water & wastewater applications.

With improved functional safety, extensive approvals in place and comprehensive maintenance tools, you can be sure that your Vacon AC drives will give you the best possible control and ensure high operational quality and availability over the entire lifetime of your system.

Our VACON NXP portfolio fulfills key international standards and global requirements, including safety and EMC & Harmonics approvals.

IN HARMONY WITH THE ENVIRONMENT

Vacon is also committed to being an environmentally responsible company and our energy saving products and solutions are a good example of that. We have developed our manufacturing process in order to minimize the impact on the environment. All excess materials in the production and service processes are carefully sorted and recycled. Likewise, we continue to develop innovative solutions utilizing ie. regenerative energy and smart grid technology to help customers effectively monitor and control energy use and costs.

VACON AT YOUR SERVICE

Vacon drives are sold in over 100 countries, with production and R&D on 3 continents, sales offices in 27 countries and service centers in over 50 locations worldwide.

Whether you are an original equipment manufacturer (OEM), system integrator, brand label customer, distributor or end user, Vacon provides services to help you meet your business targets. Our global service solutions are available 24/7 throughout the product lifecycle with the intent to minimize the total cost of ownership and environmental load.

COUNT ON A SMOOTH RIDE

Vacon has partnered with global elevator manufacturers to provide drives solutions for both IM and PM motors used in high, mid and low rise buildings. Vacon drives are appreciated for their exceptionally smooth performance and approval ratings on harmonics, safety, and technology.



NXP WALL-MOUNTED RANGE



NXP DRIVE MODULES



NXC DRIVE CABINETS

WHAT'S IN IT FOR YOU

VACON NXP/NXC

Typical segments	Key features	Benefits
<ul style="list-style-type: none"> • Mining & minerals • Compressors • Marine & offshore • Cranes & hoists • Metals • Chemical & refining • Water & wastewater • Oil & gas • Pulp & paper • Cement & glass • General process industry 	Full power and voltage range from 0.55 kW to 2.0 MW for both induction and permanent magnet motors.	Same software tools, same control and option boards allowing the maximum utilisation of NXP features over a wide power range.
	Extensive range of ready-to-use applications for basic to demanding needs.	No additional software engineering required, saving time and money.
	Create your own applications with VACON NC61131-3 Engineering tool.	Customized applications provide added flexibility to meet process requirements.
	Five built-in expansion slots for additional I/O, fieldbus and functional safety boards.	No additional external modules required. Options boards are compact and easy to install at any time.

MULTIPLE OPTIONS



VACON NXP CONTROL

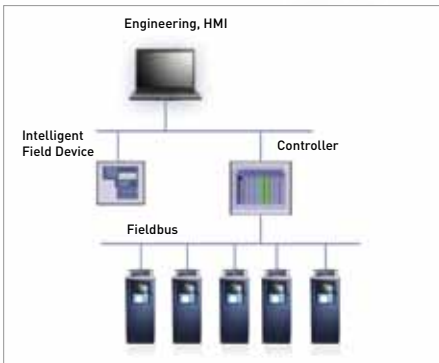
VACON NXP offers a high-performance control platform for all demanding drive applications. The micro controller provides both exceptional processing and calculation power. The VACON NXP supports both induction and permanent magnet motors in open and closed loop control modes. The VACON NXP features built-in PLC functionality without the need for any additional hardware. VACON NC61131-3 Engineering can be used to improve performance and create cost savings by integrating customer-specific functionality into the drive. The same control board is used in all NXP drives, allowing the maximum utilization of NXP control features over a wide power and voltage range.



OPTION BOARDS

Our NXP Control provides exceptional modularity by offering five (A, B, C, D and E) plug-in extension slots. Fieldbus boards, encoder boards as well as wide range of IO boards can simply be plugged-in at any time without the need to remove any other components.

A listing of all options boards is provided on pg. 21



FIELDBUS OPTIONS

Your VACON NXP is easily integrated within a plant's automation system by using plug-in fieldbus option boards including Profibus DP, Modbus RTU, DeviceNet and CANopen. Fieldbus technology ensures increased control and monitoring of the process equipment with reduced cabling - ideal for industries where the need to ensure that products are produced under the right conditions is of paramount importance. An external +24 V supply option enables communication with the control unit even if the main supply is switched off. Fast drive-to-drive communication is possible using Vacon's fast SystemBus fiber optic communication.

Profibus DP • DeviceNet • Modbus RTU • CANopen



ETHERNET CONNECTIVITY

VACON NXP is the smart drive of choice, as there is no need to purchase additional communication tools. Ethernet connectivity allows remote drive access for monitoring, configuring and troubleshooting. Vacon's Ethernet protocols such as Profinet IO, Ethernet IP and Modbus/TCP are available for all NXP drives. New Ethernet protocols are being continuously developed.

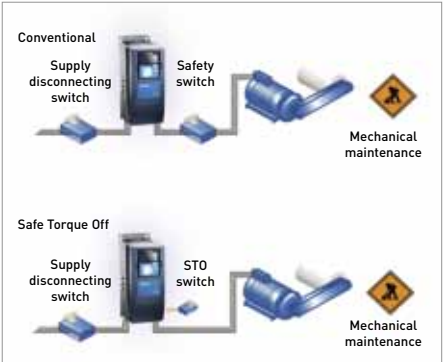
Modbus/TCP • Profinet IO • Ethernet I/P

SAFE TORQUE OFF, SAFE STOP 1

Safe Torque Off (STO) is available for all NXP drives. It prevents the drive from generating torque on the motor shaft and prevents unintentional start-ups. The function also corresponds to an uncontrolled stop in accordance with stop category 0, EN60204-1.

Safe Stop 1 (SS1) initiates the motor deceleration and initiates the STO function after an application specific time delay. The function also corresponds to a controlled stop in accordance with stop category 1, EN 60204-1.

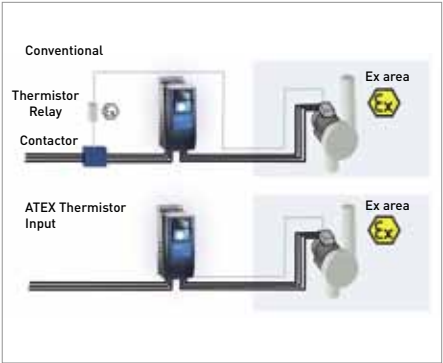
The advantage of the integrated STO and SS1 safety options compared to standard safety technology using electromechanical switchgear is the elimination of separate components and the effort required to wire and service them, while still maintaining the required level of safety at work.



ATEX CERTIFIED THERMISTOR INPUT

Vacon has developed an ATEX approved thermistor input, as an integrated option. Certified and compliant with the European ATEX directive 94/9/EC, the integrated thermistor input is specially designed for the temperature supervision of motors that are placed in areas in which potentially explosive gas, vapor, mist or air mixtures are present and areas with combustible dust. Typical industries requiring such supervision include chemical, petrochemical, marine, metal, mechanical, mining, and oil drilling.

If over-heating is detected, the drive immediately stops feeding energy to the motor. As no external components are needed, the cabling is minimized, improving reliability and saving on both space and costs.



DC COOLING FANS

VACON NXP high-performance air-cooled products are equipped with DC fans. This significantly increases the reliability and lifetime of the fan also fulfilling the ERP2015 directive on decreasing fan losses. Likewise, the DC-DC supply board component ratings fulfill industrial requirement levels.



CONFORMAL COATING

To increase performance and durability, conformally coated circuit boards (also known as varnished boards) are provided as standard for power modules (FR7 - FR14).

The upgraded boards offer reliable protection against dust and moisture and extend the lifetime of the drive and critical components.



COMMISSIONING MADE EASY



USER-FRIENDLY KEYPAD


Vacon has ensured that the user interface is intuitive to use. You will enjoy the keypad's well-structured menu system that allows for fast commissioning and trouble-free operation.

- Removable panel with plug-in connection
- Graphical and text keypad with multiple language support
- Text display multi-monitoring function
- Parameter backup and copy function with the panel's internal memory
- Vacon's Startup Wizard ensures a hassle-free set up. Choose the language, application type and main parameters during the first power-up.



DOCUMENTATION WIZARD

Make use of our Vacon Documentation Wizard and achieve dramatic savings in engineering time. The Documentation Wizard is a technical documentation tool, which creates a complete set of drawings for each NXC configuration. Just enter the product information, i.e. a type code, required variations and extra equipment (plus codes) into the user interface field, and the tool will automatically generate the documentation in any of the following formats: DWG (AutoCAD) drawings, DXF (AutoCAD) drawings, PDF (Adobe reader), and E-plan project (.prj).

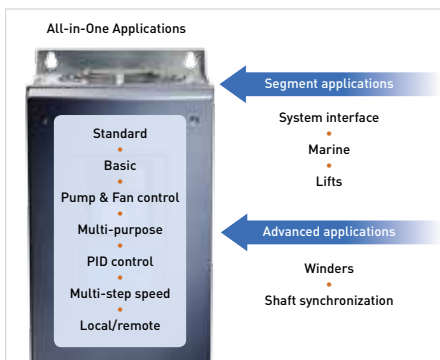


VACON NCDRIVE

Vacon NCDrive is used for setting, copying, storing, printing, monitoring and controlling parameters. The Vacon NCDrive communicates with the drive via the following interfaces: RS-232, Ethernet TCP/IP, CAN (fast multiple drive monitoring), CAN@Net (remote monitoring).

Vacon NCDrive also includes a handy Datalogger function, which offers you the possibility to track failure modes and perform root cause analysis.

Vacon PC-tools can be downloaded from www.vacon.com



ALL-IN-ONE APPLICATION PACKAGE

Vacon's handy All-in-One application package has seven built-in software applications, which can be selected with one parameter.

In addition to the All-in-One package, Vacon offers several segment specific and advanced applications such as System Interface, Marine, Lift and Shaft Synchronisation for more demanding uses.

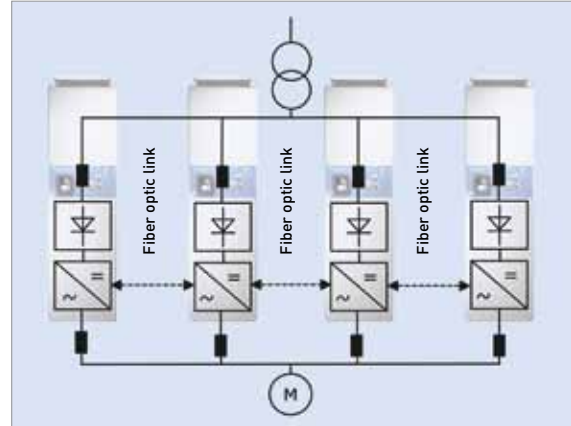
VACON NXP applications can be downloaded from www.vacon.com

HIGH POWER AND IMPROVED REDUNDANCY

Vacon DriveSynch is an innovative control concept for running standard drives in parallel to control high-power AC motors or increase the redundancy of a system. This concept suits high power single or multiple winding motors typically above 1 MW.

High power AC drives up to 5 MW can be built using standard drive components and have the following benefits:

- The system is modular and easy to extend
- High total power can be obtained by combining smaller drives
- System redundancy is higher than in a conventional drive because each unit can run independently
- Individual drive is easy to maintain and service
- Identical units reduce the required amount of spare parts thus reducing overall costs
- No special skills are required for the engineering, installation, commissioning and maintenance of high-power drives as they are comprised of standard modules
- It is possible to run multiple winding motors with a phase shift between the windings



Example of the DriveSynch configuration.

TYPICAL VACON DRIVESYNCH EXAMPLES USING NXP/NXC DRIVES

Mains voltage	AC drive type	Loadability					Motor shaft power		Frame size	Dimensions and weight W x H x D (mm)/ kg
		Low (+40°C)		High (+40°C)		Maximum current I _S (A)	400 V supply			
		Rated continuous current I _L (A)	10% overload current (A)	Rated continuous current I _H (A)	50% overload current (A)		10% overload P (kW)	50% overload P (kW)		
380-500 V 50/60 Hz	2 x NXC 1150 5 A 2 L 0 SSF	2150	2365	1940	2910	3492	1200	1100	2 x FR13	1606 x 2275 x 605/1350
	2 x NXC 1300 5 A 2 L 0 SSF	2470	2717	2185	3278	3933	1350	1100		
	2 x NXC 1450 5 A 2 L 0 SSF	2755	3031	2470	3705	4446	1500	1350	3 x FR13	1606 x 2275 x 605/1350
	3 x NXC 1150 5 A 2 L 0 SSF	3278	3605	2936	4403	5284	1800	1500		
	3 x NXC 1300 5 A 2 L 0 SSF	3705	4076	3278	4916	5900	2000	1800		
	3 x NXC 1450 5 A 2 L 0 SSF	4133	4546	3705	5558	6669	2250	2000		

values are given at switching frequency 2.0 kHz.

Mains voltage	AC drive type	Loadability					Motor shaft power		Frame size	Dimensions and weight W x H x D (mm)/ kg
		Low (+40°C)		High (+40°C)		Maximum current I _S (A)	690 V supply			
		Rated continuous current I _L (A)	10% overload current (A)	Rated continuous current I _H (A)	50% overload current (A)		10% overload P (kW)	50% overload P (kW)		
525-690 V 50/60 Hz	2 x NXC 0920 6 A 2 L 0 SSF	1748	1920	1500	2337	2679	1710	1520	2 x FR13	1406 x 2275 x 605/1250
	2 x NXC 1030 6 A 2 L 0 SSF	1810	2000	1500	2337	2679	1710	1520		
	2 x NXC 1180 6 A 2 L 0 SSF*	1950	2140	1630	2500	3335	1900	1610	3 x FR13	1406 x 2275 x 605/1250
	3 x NXC 0920 6 A 2 L 0 SSF	2622	2884	2337	3490	4019	2500	2200		
	3 x NXC 1030 6 A 2 L 0 SSF	2706	3000	2337	3490	4019	2500	2200		
	3 x NXC 1180 6 A 2 L 0 SSF*	2910	3210	2500	3735	5002	2800	2410		

* max. ambient temperature of +35°C.
values are given at switching frequency 2.0 kHz.



VACON NXP WALL-MOUNTED

The VACON NXP Wall-Mounted is one of the most compact and comprehensive drive packages on the market, with all the necessary components integrated in a single frame. For the lower power range, VACON NXP drives are available in a compact IP21 or IP54 frame.

FULLY EQUIPPED

VACON NXP wall-mounted units are equipped with internal EMC filtering, and the power electronics are integrated into an all-metal frame. The smaller frame sizes (FR4-FR6) have an integrated brake chopper as standard, and the 380-500 V units can be equipped with an integrated brake resistor. The larger frames (FR7-FR12) can be equipped with an integrated brake chopper as an option.

FEATURES

- Complete voltage range 230...690VAC
- Removable panel with parameter back-up function
- Common control board
- Built-in I/O expandability, 5 slots available and option boards in all frame sizes
- Marine type approvals and functional safety features
- Integrated brake chopper as standard in FR4-6, 380-500 V units.

BENEFITS

- One type of drive for wide power and voltage range reduces the complexity and the need for additional training
- Easier commissioning – saves time
- Same software tools and applications for the entire range
- Compact and easy to install – saves time and money
- System complexity can be reduced saving engineering time and costs



VACON NXP (FR8)

VACON NXP (FR7)

RATINGS AND DIMENSIONS

Mains voltage	AC drive type	Loadability					Motor shaft power		Frame size	Dimensions and weight W x H x D (mm)/ kg
		Low (+40°C)		High (+50°C)		Maximum current I _S	230 V / 400 V / 690 V			
		Rated continuous current I _L (A)	10% overload current (A)	Rated continuous current I _H (A)	50% overload current (A)		10% overload P (kW)	50% overload P (kW)		
208-240 V 50/60 Hz 3~	NXP 0003 2 A 2 H 1 S S S	3.7	4.1	2.4	3.6	4.8	0.55	0.37	FR4	128 x 292 x 190/5
	NXP 0004 2 A 2 H 1 S S S	4.8	5.3	3.7	5.6	7.4	0.75	0.55		
	NXP 0007 2 A 2 H 1 S S S	6.6	7.3	4.8	7.2	9.6	1.1	0.75		
	NXP 0008 2 A 2 H 1 S S S	7.8	8.6	6.6	9.9	13.2	1.5	1.1		
	NXP 0011 2 A 2 H 1 S S S	11	12.1	7.8	11.7	15.6	2.2	1.5		
	NXP 0012 2 A 2 H 1 S S S	12.5	13.8	11	16.5	22	3	2.2		
	NXP 0017 2 A 2 H 1 S S S	17.5	19.3	12.5	18.8	25	4	3	FR5	144 x 391 x 214/ 8.1
	NXP 0025 2 A 2 H 1 S S S	25	27.5	17.5	26.3	35	5.5	4		
	NXP 0031 2 A 2 H 1 S S S	31	34.1	25	37.5	50	7.5	5.5		
	NXP 0048 2 A 2 H 1 S S S	48	52.8	31	46.5	62	11	7.5	FR6	195 x 519 x 237/ 18.5
	NXP 0061 2 A 2 H 1 S S S	61	67.1	48	72	96	15	11		
	NXP 0075 2 A 2 H 0 S S S	75	83	61	92	122	22	15	FR7	237 x 591 x 257/ 35
	NXP 0088 2 A 2 H 0 S S S	88	97	75	113	150	22	22		
	NXP 0114 2 A 2 H 0 S S S	114	125	88	132	176	30	22		
	NXP 0140 2 A 2 H 0 S S S	140	154	105	158	210	37	30	FR8	291 x 758 x 344 / 58
	NXP 0170 2 A 2 H 0 S S S	170	187	140	210	280	45	37		
	NXP 0205 2 A 2 H 0 S S S	205	226	170	255	336	55	45		
	NXP 0261 2 A 2 H 0 S S F	261	287	205	308	349	75	55	FR9	480 x 1150 x 362/ 146
NXP 0300 2 A 2 H 0 S S F	300	330	245	368	444	90	75			
380-500 V 50/60 Hz 3~	NXP 0003 5 A 2 H 1 S S S	3.3	3.6	2.2	3.3	4.4	1.1	0.75	FR4	128 x 292 x 190/5
	NXP 0004 5 A 2 H 1 S S S	4.3	4.7	3.3	5	6.2	1.5	1.1		
	NXP 0005 5 A 2 H 1 S S S	5.6	6.2	4.3	6.5	8.6	2.2	1.5		
	NXP 0007 5 A 2 H 1 S S S	7.6	8.4	5.6	8.4	10.8	3	2.2		
	NXP 0009 5 A 2 H 1 S S S	9	9.9	7.6	11.4	14	4	3		
	NXP 0012 5 A 2 H 1 S S S	12	13.2	9	13.5	18	5.5	4		
	NXP 0016 5 A 2 H 1 S S S	16	17.6	12	18	24	7.5	5.5	FR5	144 x 391 x 214/8.1
	NXP 0022 5 A 2 H 1 S S S	23	25.3	16	24	32	11	7.5		
	NXP 0031 5 A 2 H 1 S S S	31	34	23	35	46	15	11		
	NXP 0038 5 A 2 H 1 S S S	38	42	31	47	62	18.5	15	FR6	195 x 519 x 237/18.5
	NXP 0045 5 A 2 H 1 S S S	46	51	38	57	76	22	18.5		
	NXP 0061 5 A 2 H 1 S S S	61	67	46	69	92	30	22		
	NXP 0072 5 A 2 H 0 S S S	72	79	61	92	122	37	30	FR7	237 x 591 x 257/35
	NXP 0087 5 A 2 H 0 S S S	87	96	72	108	144	45	37		
	NXP 0105 5 A 2 H 0 S S S	105	116	87	131	174	55	45		
	NXP 0140 5 A 2 H 0 S S S	140	154	105	158	210	75	55	FR8	291 x 758 x 344/58
	NXP 0168 5 A 2 H 0 S S S	170	187	140	210	280	90	75		
	NXP 0205 5 A 2 H 0 S S S	205	226	170	255	336	110	90		
NXP 0261 5 A 2 H 0 S S F	261	287	205	308	349	132	110	FR9	480 x 1150 x 362/146	
NXP 0300 5 A 2 H 0 S S F	300	330	245	368	444	160	132			
525-690 V 50/60 Hz 3~	NXP 0004 6 A 2 L 0 S S S	4.5	5	3.2	4.8	6.4	3	2.2	FR6	195 x 519 x 237/18.5
	NXP 0005 6 A 2 L 0 S S S	5.5	6.1	4.5	6.8	9.0	4	3		
	NXP 0007 6 A 2 L 0 S S S	7.5	8.3	5.5	8.3	11	5.5	4		
	NXP 0010 6 A 2 L 0 S S S	10	11	7.5	11.3	15	7.5	5.5		
	NXP 0013 6 A 2 L 0 S S S	13.5	14.9	10	15	20	11	7.5		
	NXP 0018 6 A 2 L 0 S S S	18	19.8	13.5	20.3	27	15	11		
	NXP 0022 6 A 2 L 0 S S S	22	24.2	18	27	36	18.5	15	FR7	237 x 591 x 257/35
	NXP 0027 6 A 2 L 0 S S S	27	29.7	22	33	44	22	18.5		
	NXP 0034 6 A 2 L 0 S S S	34	37	27	41	54	30	22		
	NXP 0041 6 A 2 L 0 S S S	41	45	34	51	68	37.5	30	FR7	237 x 591 x 257/35
	NXP 0052 6 A 2 L 0 S S S	52	57	41	62	82	45	37.5		
	NXP 0062 6 A 2 L 0 S S S	62	68	52	78	104	55	45	FR8	291 x 758 x 344/58
	NXP 0080 6 A 2 L 0 S S S	80	88	62	93	124	75	55		
	NXP 0100 6 A 2 L 0 S S S	100	110	80	120	160	90	75		
	NXP 0125 6 A 2 L 0 S S F	125	138	100	150	200	110	90	FR9	480 x 1150 x 362/146
	NXP 0144 6 A 2 L 0 S S F	144	158	125	188	213	132	110		
	NXP 0170 6 A 2 L 0 S S F	170	187	144	216	245	160	132		
	NXP 0208 6 A 2 L 0 S S F	208	229	170	255	289	200	160		

TYPICAL APPLICATIONS

- Elevators & escalators
- Cranes & hoists
- Winches & cargo pumps
- Pumps & fans
- Conveyors
- Machine tools
- Yaw & pitch control
- Oil pumps
- Winders & unwinders
- Pulp dryers
- Tissue machinery
- Extruders



VACON NXP DRIVE MODULE

VACON NXP high-power IP00 drive modules are intended for installation into a cabinet, switchgear or any separate enclosure. Module installation in standard enclosures is easy given the compact design.

DESIGNED TO FIT

VACON NXP drive modules of frame size FR10 - FR12 embody one (FR10 and FR11) or two (FR12) power modules. NXP frame sizes FR13 - FR14 comprise two to four non-regenerative front-end (NFE) units and one (FR13) or two (FR14) inverter units. External AC-chokes are also included in the delivery. The NXP modules are available as both 6-pulse and 12-pulse supply versions.

FEATURES

- Easy cabinet integration with additional assembly kits
- One of the smallest on the market
- Extensive marine type approvals
- DriveSynch features for high power or/and redundancy

BENEFITS


- With optimized module design, less engineering is needed saving time and money
- Compact module size require less cabinet space, while reducing the overall costs
- Improved redundancy and higher powers up to 5.0 MW



HARDWARE CONFIGURATIONS

Function	Availability
Integrated control	Standard
External control	Optional
Integrated brake chopper	Optional (FR 10-12)
6-Pulse Supply	Standard
12-Pulse Supply	Optional
EMC filtering N	Standard
EMC filtering T (for IT -networks)	Optional
AC choke	Standard
Output filters Du/dt, Sine and common mode	Optional

VACON NXP DRIVE MODULE (FR10)



RATINGS AND DIMENSIONS

Mains voltage	AC drive type	Loadability				Motor shaft power			Frame size	Module W x H x D (mm) / kg	Chokes W x H x D (mm) / kg
		Low (+40°C)		High (+40°C)		400 V / 690 V					
		Rated continuous current I _L (A)	10% overload current (A)	Rated continuous current I _H (A)	50% overload current (A)	Maximum current I _S	10% overload P (kW)	50% overload P (kW)			
380-500 V 50/60 Hz 3~	NXP 0385 5 A 0 N 0 SSA	385	424	300	450	540	200	160	FR10	500 x 1165 x 506/120	350 x 383 x 262/84 ¹⁾
	NXP 0460 5 A 0 N 0 SSA	460	506	385	578	693	250	200			497 x 399 x 244/115 ¹⁾
	NXP 0520 5 A 0 N 0 SSA	520	572	460	690	828	250	250			497 x 399 x 244/115 ¹⁾
	NXP 0590 5 A 0 N 0 SSA	590	649	520	780	936	315	250	FR11	709 x 1206 x 506/210	2x (350 x 383 x 262/84)
	NXP 0650 5 A 0 N 0 SSA	650	715	590	885	1062	355	315			2x (350 x 383 x 262/84)
	NXP 0730 5 A 0 N 0 SSA	730	803	650	975	1170	400	355			2x (350 x 383 x 262/84)
	NXP 0820 5 A 0 N 0 SSA	820	902	730	1095	1314	450	400	FR12	2x (500 x 1165 x 506/120)	2x (497 x 399 x 244/115)
	NXP 0920 5 A 0 N 0 SSA	920	1012	820	1230	1476	500	450			2x (497 x 399 x 244/115)
	NXP 1030 5 A 0 N 0 SSA	1030	1133	920	1380	1656	560	500			2x (497 x 399 x 244/115)
	NXP 1150 5 A 0 N 0 SSF	1150	1265	1030	1545	1854	630	560	FR13	2x (239 x 1030 x 372/67)+ 1x (708 x 1030 x 553/302) ²⁾	2x (497 x 449 x 249/130)
	NXP 1300 5 A 0 N 0 SSF	1300	1430	1150	1725	2070	710	630			3x (497 x 449 x 249/130) ³⁾
	NXP 1450 5 A 0 N 0 SSF	1450	1595	1300	1950	2340	800	710			3x (497 x 449 x 249/130) ³⁾
	NXP 1770 5 A 0 N 0 SSF	1770	1947	1600	2400	2880	1000	900	FR14	4x (239 x 1030 x 372/67)+ 2x (708 x 1032 x 553/302) ⁴⁾	4x (497 x 449 x 249/130)
	NXP 2150 5 A 0 N 0 SSF	2150	2365	1940	2910	3492	1200	1100			4x (497 x 449 x 249/130)
525-690 V 50/60 Hz 3~	NXP 0261 6 A 0 N 0 SSA	261	287	208	312	375	250	200	FR10	500 x 1165 x 506/120	354 x 319 x 230/53 ³⁾
	NXP 0325 6 A 0 N 0 SSA	325	358	261	392	470	315	250			350 x 383 x 262/84 ³⁾
	NXP 0385 6 A 0 N 0 SSA	385	424	325	488	585	355	315			350 x 383 x 262/84 ³⁾
	NXP 0416 6 A 0 N 0 SSA*	416	458	325	488	585	400	315	FR11	709 x 1206 x 506/210	350 x 383 x 262/84 ³⁾
	NXP 0460 6 A 0 N 0 SSA	460	506	385	578	693	450	355			497 x 399 x 244/115 ⁴⁾
	NXP 0502 6 A 0 N 0 SSA	502	552	460	690	828	500	450			497 x 399 x 244/115 ⁴⁾
	NXP 0590 6 A 0 N 0 SSA*	590	649	502	753	904	560	500	FR12	709 x 1206 x 506/210	2x (350 x 383 x 262/84)
	NXP 0650 6 A 0 N 0 SSA	650	715	590	885	1062	630	560			2x (350 x 383 x 262/84)
	NXP 0750 6 A 0 N 0 SSA	750	825	650	975	1170	710	630			2x (350 x 383 x 262/84)
	NXP 0820 6 A 0 N 0 SSA*	820	902	650	975	1170	800	630	FR13	2x (500 x 1165 x 506/120)	2x (350 x 383 x 262/84)
	NXP 0920 6 A 0 N 0 SSF	920	820	820	1230	1410	900	800			2x (497 x 449 x 249/130)
	NXP 1030 6 A 0 N 0 SSF	1030	920	920	1380	1755	1000	900			2x (497 x 449 x 249/130)
	NXP 1180 6 A 0 N 0 SSF*	1180	1030	1030	1463	1755	1150	1000	FR14	2x (239 x 1030 x 372/67)+ 1x (708 x 1030 x 553/302) ⁵⁾	2x (497 x 449 x 249/130)
	NXP 1500 6 A 0 N 0 SSF	1500	1300	1300	1950	2340	1500	1300			3x (497 x 449 x 249/130) ³⁾
	NXP 1900 6 A 0 N 0 SSF	1900	1500	1500	2250	2700	1800	1500			4x (497 x 449 x 249/130)
	NXP 2250 6 A 0 N 0 SSF*	2250	1900	1900	2782	3335	2000	1800	FR14	4x (239 x 1030 x 372/67)+ 2x (708 x 1030 x 553/302) ⁵⁾	4x (497 x 449 x 249/130)
											4x (497 x 449 x 249/130)

* max. ambient temperature of +35°C **1)** 12-pulse units, 2x(354*319*230/53 kg) **2)** 12-pulse units, 4x (497 x 449 x 249/130) **3)** 12-pulse units, 2x (354 x 319 x 230/53 kg) **4)** 12-pulse units, 4x(239 x 1030 x 372/67) +2x (708 x 1030 x 372/302) **5)** 12-pulse units, 4x (497 x 449 x 249/130)

TYPICAL APPLICATIONS

- Conveyors
- Cranes & lifts
- High-speed compressors
- Ski lifts
- Main propulsion & bow thrusters
- Extruders
- Winches & cargo pumps
- Oil pumps
- Test benches
- Static power supply
- Grinders & mixers
- Winders & unwinders
- Chippers
- Tunneling Machines



VACON NXP STANDALONE

Premium VACON NXP drives are also available in standalone IP21 or IP54 enclosures. These units are delivered in a compact enclosure, making them perfect for areas with limited space, while still providing full NXP control flexibility.

ROBUST AND RELIABLE

VACON NXP standalone drives are fully enclosed at the factory and ready for immediate installation. The drive is ideal for pumps, fans and other single drive applications. The drive has integrated fuses as standard and no extra protection components are required. It is also possible to equip the drive with an optional integrated load switch, which further simplifies handling in the field.



FEATURES

- Extremely compact cabinet enclosure
- Delivered with ultra rapid AC-fuses
- Optional built-in brake chopper and DC-link connectors

BENEFITS

- Maximize the utilization of available space while reducing the overall costs
- No need to consider any additional protection components

HARDWARE CONFIGURATIONS

Function	Availability
IP21	Standard
IP54 (FR10 only)	Optional (H: +20mm)
Integrated ultra rapid fuses	Standard
Load switch (IEC or UL version)	Optional
EMC filtering L (EN 61800-3, category C3)	Standard
EMC filtering T (for IT -networks)	Optional
Brake chopper (cabling top entry)	Optional (H: +122 mm)

VACON NXP STANDALONE (FR11)



RATINGS AND DIMENSIONS

Mains voltage	AC drive type	Loadability					Motor shaft power			Frame size	Dimensions & weight W x H x D (mm)/ kg
		Low (+40°C)		High (+40°C)		Maximum current I _S	400 V / 690 V				
		Rated continuous current I _L (A)	10% overload current [A]	Rated continuous current I _H (A)	50% overload current [A]		10% overload P (kW)	50% overload P (kW)			
380-500 V 50/60 Hz 3~	NXP 0385 5 A 2 L 0 SSA	385	424	300	450	540	200	160	FR10	595 x 2020 x 602/340	
	NXP 0460 5 A 2 L 0 SSA	460	506	385	578	693	250	200			
	NXP 0520 5 A 2 L 0 SSA	520	572	460	690	828	250	250			
	NXP 0590 5 A 2 L 0 SSA	590	649	520	780	936	315	250			
	NXP 0650 5 A 2 L 0 SSA	650	715	590	885	1062	355	315			
525-690 V 50/60 Hz 3~	NXP 0730 5 A 2 L 0 SSA	730	803	650	975	1170	400	355	FR11	794 x 2020 x 602/470	
	NXP 0261 6 A 2 L 0 SSA	261	287	208	312	375	250	200			
	NXP 0325 6 A 2 L 0 SSA	325	358	261	392	470	315	250			
	NXP 0385 6 A 2 L 0 SSA	385	424	325	488	585	355	315			
	NXP 0416 6 A 2 L 0 SSA*	416	458	325	488	585	400	315			
	NXP 0460 6 A 2 L 0 SSA	460	506	385	578	693	450	355			
	NXP 0502 6 A 2 L 0 SSA	502	552	460	690	828	500	450			
NXP 0590 6 A 2 L 0 SSA*	590	649	502	753	904	560	500	FR11	794 x 2020 x 602/400		
										794 x 2020 x 602/470	

* max. ambient temperature of +35°C

TYPICAL APPLICATIONS

- Auxiliary equipment
- Pump & fans
- Main propulsion & bow thrusters
- Compressors
- Cranes & lifts



VACON NXC

Our VACON NXC is designed to meet the most demanding requirements for flexibility, robustness, compactness and service-friendliness. It is a safe choice for any application and available in the 160 to 2000 kW power range and 380-500 V, 525-690 V voltage range.

EXCEPTIONAL PERFORMANCE

Our enclosed VACON NXC variable speed AC drives are compact and well tested to meet harsh operating conditions. They are typically put to work in segments, such as mining, oil & gas, water & wastewater. The reliable thermal handling of the enclosure guarantees extended lifetime of the frequency converter and trouble-free operation in tough environments. Approved EMC solutions ensure reliable operation of the converter without disturbing other electrical equipment.

USER-FRIENDLY

VACON NXC features an easily accessible control compartment for relays, auxiliary terminals and

other equipment and ample space around the power terminals allows for easy installation and connection of power cables. Our trademark handy keypad is located on the door with additional door options including indicators, meters and switches. Bottom plates and earthing claps for 360 degree earthing of motor cables are provided as standard.

SERVICE-FRIENDLY

VACON NXC enclosures are easy to install with lifting lugs for easy handling and can be wall-mounted or free-standing. VACON NXP power units are rail-mounted for easy pull-out, and the optional pull-out jig enables hassle-free servicing of the power unit. No additional cooling fans are required in the enclosure IP21/IP54 and the fans can be easily replaced without having to remove the power unit.



VACON NXC (FR10)

FEATURES

- Robust and type-tested design
- Wide range of standard options
- One of the most compact on the market
- Welded Rittal TS8 frame
- EMC approved (EN61800-3, 2nd env.)
- Service concept with pullout jig
- No additional fans in IP54 enclosure

BENEFITS

- Trouble free installation and operation
- Adapts to your needs w/o engineering
- Easy to fit into small spaces
- Global enclosure availability, easy to extend
- Fast service, easy maintenance



RATINGS & DIMENSIONS

VACON NXC, 6-PULSE SUPPLY

Mains Voltage	AC drive type	Loadability					Motor shaft power		Frame size	Dimensions & weight W x H x D (mm)/ kg
		Low (+40°C)		High (+40°C)		Maximum current I _S	400 V / 690 V			
		Rated continuous current I _L (A)	10% overload current (A)	Rated continuous current I _H (A)	50% overload current (A)		10% overload P (kW)	50% overload P (kW)		
380-500 V 50/60 Hz 3~	NXC 0261 5 A 2 H 0 SSF	261	287	205	308	349	132	110	FR9	606 x 2275 x 605/371
	NXC 0300 5 A 2 H 0 SSF	300	330	245	368	444	160	132		
	NXC 0385 5 A 2 L 0 SSF	385	424	300	450	540	200	160	FR10	606 x 2275 x 605/403
	NXC 0460 5 A 2 L 0 SSF	460	506	385	578	693	250	200		
	NXC 0520 5 A 2 L 0 SSF	520	572	460	690	828	250	250	FR11	806 x 2275 x 605/577
	NXC 0590 5 A 2 L 0 SSF	590	649	520	780	936	315	250		
	NXC 0650 5 A 2 L 0 SSF	650	715	590	885	1062	355	315	FR12	1206 x 2275 x 605/810
	NXC 0730 5 A 2 L 0 SSF	730	803	650	975	1170	400	355		
	NXC 0820 5 A 2 L 0 SSF	820	902	730	1095	1314	450	400	FR13	1406 x 2275 x 605/1000 1606 x 2275 x 605/1150
	NXC 0920 5 A 2 L 0 SSF	920	1012	820	1230	1476	500	450		
	NXC 1030 5 A 2 L 0 SSF	1030	1133	920	1380	1656	560	500	FR14	2806 x 2275 x 605/2440
	NXC 1150 5 A 2 L 0 SSF	1150	1265	1030	1545	1854	630	560		
	NXC 1300 5 A 2 L 0 SSF	1300	1430	1150	1725	2070	710	630	FR13	1606 x 2275 x 605/1150
	NXC 1450 5 A 2 L 0 SSF	1450	1595	1300	1950	2340	800	710		
NXC 1770 5 A 2 L 0 SSF	1770	1947	1600	2400	2880	1000	900	FR14	2806 x 2275 x 605/2440	
NXC 2150 5 A 2 L 0 SSF	2150	2365	1940	2910	3492	1200	1100			
525-690 V 50/60 Hz 3~	NXC 0125 6 A 2 L 0 SSF	125	138	100	150	200	110	90	FR9	606 x 2275 x 605/371
	NXC 0144 6 A 2 L 0 SSF	144	158	125	188	213	132	110		
	NXC 0170 6 A 2 L 0 SSF	170	187	144	216	245	160	132	FR10	606 x 2275 x 605/371
	NXC 0208 6 A 2 L 0 SSF	208	229	170	255	289	200	160		
	NXC 0261 6 A 2 L 0 SSF	261	287	208	312	375	250	200	FR11	806 x 2275 x 605/524 806 x 2275 x 605/577
	NXC 0325 6 A 2 L 0 SSF	325	358	261	392	470	315	250		
	NXC 0385 6 A 2 L 0 SSF	385	424	325	488	585	355	315	FR12	1206 x 2275 x 605/745
	NXC 0416 6 A 2 L 0 SSF*	416	458	325	488	585	400	315		
	NXC 0460 6 A 2 L 0 SSF	460	506	385	578	693	450	355	FR11	806 x 2275 x 605/524 806 x 2275 x 605/577
	NXC 0502 6 A 2 L 0 SSF	502	552	460	690	828	500	450		
	NXC 0590 6 A 2 L 0 SSF*	590	649	502	753	904	560	500	FR12	1206 x 2275 x 605/745
	NXC 0650 6 A 2 L 0 SSF	650	715	590	885	1062	630	560		
	NXC 0750 6 A 2 L 0 SSF	750	825	650	975	1170	710	630	FR13	1406 x 2275 x 605/1000
	NXC 0820 6 A 2 L 0 SSF*	820	902	650	975	1170	800	630		
	NXC 0920 6 A 2 L 0 SSF	920	1012	820	1230	1410	900	800	FR14	2406 x 2275 x 605/2350 2806 x 2275 x 605/2440
	NXC 1030 6 A 2 L 0 SSF	1030	1133	920	1380	1755	1000	900		
	NXC 1180 6 A 2 L 0 SSF*	1180	1298	1030	1463	1755	1150	1000	FR14	2806 x 2275 x 605/2500
	NXC 1500 6 A 2 L 0 SSF	1500	1650	1300	1950	2340	1500	1300		
NXC 1900 6 A 2 L 0 SSF	1900	2090	1500	2250	2700	1800	1500	FR14	2806 x 2275 x 605/2440	
NXC 2250 6 A 2 L 0 SSF*	2250	2475	1900	2782	3335	2000	1800			

* max. ambient temperature of +35°C

TYPICAL APPLICATIONS

- Pumps & fans
- Extruders
- Main propulsion & bow thrusters
- Wood handling machines
- Conveyors & crushers
- Feeders & mixers
- Test benches
- Water treatment
- Winches
- Compressors
- Static power supply
- Industrial elevators

RATINGS & DIMENSIONS

VACON NXC, 12-PULSE SUPPLY

Mains Voltage	AC drive type	Loadability					Motor shaft power			Frame size	Dimensions and weight W x H x D (mm)/ kg
		Low [+40°C]		High [+40°C]		Maximum current I _S	400 V / 690 V				
		Rated continuous current I _L (A)	10% overload current (A)	Rated continuous current I _H (A)	50% overload current (A)		10% overload P (kW)	50% overload P (kW)			
380-500 V 50/60 Hz 3~	NXC 0385 5A2L0TSF	385	424	300	450	540	200	160	FR10	606 x 2275 x 605/371	
	NXC 0460 5A2L0TSF	460	506	385	578	693	250	200		606 x 2275 x 605/403	
	NXC 0520 5A2L0TSF	520	572	460	690	828	250	250		606 x 2275 x 605/403	
	NXC 0590 5A2L0TSF	590	649	520	780	936	315	250	FR11	806 x 2275 x 605/577	
	NXC 0650 5A2L0TSF	650	715	590	885	1062	355	315		806 x 2275 x 605/577	
	NXC 0730 5A2L0TSF	730	803	650	975	1170	400	355		806 x 2275 x 605/577	
	NXC 0820 5A2L0TSF	820	902	730	1095	1314	450	400	FR12	1206 x 2275 x 605/810	
	NXC 0920 5A2L0TSF	920	1012	820	1230	1476	500	450		1206 x 2275 x 605/810	
	NXC 1030 5A2L0TSF	1030	1133	920	1380	1656	560	500		1206 x 2275 x 605/810	
	NXC 1150 5A2L0TSF	1150	1265	1030	1545	1854	630	560	FR13	1406 x 2275 x 605/1000	
	NXC 1300 5A2L0TSF	1300	1430	1150	1725	2070	710	630		2006 x 2275 x 605/1150	
	NXC 1450 5A2L0TSF	1450	1595	1300	1950	2340	800	710		2006 x 2275 x 605/1150	
	NXC 1770 5A2L0TSF	1770	1947	1600	2400	2880	1000	900	FR14	2806 x 2275 x 605/2440	
	NXC 2150 5A2L0TSF	2150	2365	1940	2910	3492	1200	1100		2806 x 2275 x 605/2500	
525-690 V 50/60 Hz 3~	NXC 0261 6A2L0TSF	261	287	208	312	375	250	200	FR10	606 x 2275 x 605/341	
	NXC 0325 6A2L0TSF	325	358	261	392	470	315	250		606 x 2275 x 605/371	
	NXC 0385 6A2L0TSF	385	424	325	488	585	355	315		606 x 2275 x 605/371	
	NXC 0416 6A2L0TSF*	416	458	325	488	585	400	315	FR11	606 x 2275 x 605/403	
	NXC 0460 6A2L0TSF	460	506	385	578	693	450	355		806 x 2275 x 605/524	
	NXC 0502 6A2L0TSF*	502	552	460	690	828	500	450		806 x 2275 x 605/524	
	NXC 0590 6A2L0TSF*	590	649	502	753	904	560	500	FR12	806 x 2275 x 605/577	
	NXC 0650 6A2L0TSF	650	715	590	885	1062	630	560		1206 x 2275 x 605/745	
	NXC 0750 6A2L0TSF*	750	825	650	975	1170	710	630		1206 x 2275 x 605/745	
	NXC 0820 6A2L0TSF*	820	902	650	975	1170	800	630	FR13	1206 x 2275 x 605/745	
	NXC 0920 6A2L0TSF	920	1012	820	1230	1410	900	800		1406 x 2275 x 605/1000	
	NXC 1030 6A2L0TSF	1030	1133	920	1380	1755	1000	900		1406 x 2275 x 605/1000	
	NXC 1180 6A2L0TSF*	1180	1298	1030	1463	1755	1150	1000	FR14	1406 x 2275 x 605/1000	
	NXC 1500 6A2L0TSF	1500	1650	1300	1950	2340	1500	1300		2806 x 2275 x 605/2440	
	NXC 1900 6A2L0TSF*	1900	2090	1500	2250	2700	1800	1500		2806 x 2275 x 605/2440	
	NXC 2250 6A2L0TSF*	2250	2475	1900	2782	3335	2000	1800	2806 x 2275 x 605/2500		

* max. ambient temperature of +35°C

HARDWARE CONFIGURATIONS, 6-PULSE SUPPLY

6-pulse	Enclosure		EMC			Brake chopper	Cabling		Input device					Output filters			
	IP21	IP54	L	T	H		Bottom	Top +CIT/+COT	+IFU	+ILS	+IFD	+ICO	+ICB	+OCM/ +OCH	+ODU	+OSI	
380-500 V	FR9	S	O (H: +130)	S	O	-	O	S	O (W: +400)	0	0	0	0	0	0	0	O (W: +600)
	FR10	S	O (H: +130)	S	O	-	O	S	O (W: +400)	0	0	0	0	0	0	0	O (W: +400)
	FR11	S	O (H: +130)*	S	O	-	O	S	O (W: +400)	0	0	0	0	0	0	0	O (W: +600-800)
	FR12	S	O (H: +130)	S	O	-	O	S	O (W: +400)	0	0	0	0	0	0	0	O (W: +400)
	FR13	S	O (H: +170)	S	O	-	1	S	O (W: +400)	-	-	S	-	0	0	0	O (W: +800)
	FR14	S	O (H: +170)	S	O	-	1	S	O (W: +600)	-	-	-	-	S	0	S	O (W: +1600)
500-690 V	FR9	S	O (H: +130)	S	O	-	O	S	O (W: +400)	0	0	0	0	0	0	0	O (W: +600)
	FR10	S	O (H: +130)	S	O	-	O	S	O (W: +400)	0	0	0	0	0	0	0	O (W: +600)
	FR11	S	O (H: +130)*	S	O	-	O	S	O (W: +400)	0	0	0	0	0	0	0	O (W: +600-800)
	FR12	S	O (H: +130)	S	O	-	O	S	O (W: +400)	0	0	0	0	0	0	0	O (W: +400)
	FR13	S	O (H: +170)	S	O	-	1	S	O (W: +400)	-	-	S	-	0	0	0	O (W: +800)
	FR14	S	O (H: +170)	S	O	-	1	S	O (W: +600)	-	-	-	-	S	0	S	O (W: +1600)

S = Standard O = Optional 1 (W: +400) = Contact factory

* NXC07305 and NXC05906, H: +170 mm

HARDWARE CONFIGURATIONS, 12-PULSE SUPPLY

12-pulse	Enclosure		EMC			Brake chopper	Cabling		Input device					Output filters			
	IP21	IP54	L	T	H		Bottom	Top +CIT/+COT	+IFU	+ILS	+IFD	+ICO	+ICB	+OCM/ +OCH	+ODU	+OSI	
380-500 V	FR10	S	O (H: +130)	S	O	-	-	S	O (W: +400)	0	-	-	-	0	0	0	O (W: +400)
	FR11	S	O (H: +130)*	S	O	-	0	S	O (W: +400)	0	0	0	0	0	0	0	O (W: +600)
	FR12	S	O (H: +130)	S	O	-	0	S	O (W: +400)	0	0	0	0	0	0	0	O (W: +1200)
	FR13	S	O (H: +170)	S	O	-	1	S	O (W: +400)	-	-	-	-	S	0	0	O (W: +800)
	FR14	S	O (H: +170)	S	O	-	1	S	O (W: +800)	-	-	-	-	S	0	S	O (W: +1600)
	500-690 V	FR10	S	O (H: +130)	S	O	-	-	S	O (W: +400)	0	-	-	-	0	0	0
FR11		S	O (H: +130)*	S	O	-	0	S	O (W: +400)	0	0	0	0	0	0	0	O (W: +600-800)
FR12		S	O (H: +130)	S	O	-	0	S	O (W: +400)	0	0	0	0	0	0	0	O (W: +1200)
FR13		S	O (H: +170)	S	O	-	1	S	O (W: +400)	-	-	-	-	S	0	0	O (W: +800)
FR14		S	O (H: +170)	S	O	-	1	S	O (W: +800)	-	-	-	-	S	0	S	O (W: +1600)

S = Standard O = Optional 1 (W: +400) = Contact factory

* NXC07305 and NXC05906, H: +170 mm



PURE PERFORMANCE

Rising energy prices, environmental legislation and process improvement are key issues when designing water handling systems. Use of Vacon AC drives for flow and pressure control instead of dampers or valves gives substantial energy savings resulting in short payback time of the initial investment.



VACON NXC LOW-HARMONIC

The VACON NXC low-harmonic drive is the perfect choice for applications where low-harmonics are required. This drive not only meets the most demanding requirements for clean power but also provides other important benefits such as regenerative braking and voltage boost for maximum output power.

CLEAN POWER SAVES MONEY

The low-harmonic cabinet drive offers an excellent total solution to meet even the most demanding power quality requirements. The drive also complies with the IEEE-519, G5/4 harmonic standards.

The low THDi reduces supply currents and allows supply transformers, protection devices and power cables to be dimensioned according to the actual active power. It creates savings for both new and retrofit projects as there's no need to invest in expensive 12- or 18-pulse transformers.

FEATURES

- Clean power with total current harmonics THDi < 5 %
- Over-dimensioning of power transformer or input cables is not required
- Regenerative function available
- Reducing system complexity
- No need for special 12-pulse transformers
- Well-suited for retrofit projects
- Increased flexibility with a wide range of standard options

BENEFITS


- Over-dimensioning of input components is not needed, reducing the total costs
- Voltage boost function for maximum output power
- Braking energy can be fed back to network saving energy costs
- Reduces overall investment costs and optimizes the use of available space



TYPICAL APPLICATIONS

- Pumps & fans
- Water treatment
- Thrusters & main propulsion
- Crushers & conveyors & mills
- Industrial elevators
- Test benches
- Sugar refineries

VACON NXC LOW-HARMONIC (AF10)



RATINGS AND DIMENSIONS

Mains voltage	Low-harmonic drive type	Loadability					Motor shaft power		Frame size	Dimensions & weight W x H x D (mm)/ kg
		Low (+40°C)		High (+40°C)		Maximum current I _S (A)	400 V / 690 V			
		Rated continuous current I _L (A)	10% overload current (A)	Rated continuous current I _H (A)	50% overload current (A)		10% overload P (kW)	50% overload P (kW)		
380-500 V 50/60 Hz	NXC 0261 5 A 2 L 0 RSF	261	287	205	308	349	132	110	AF9	1006 x 2275 x 605/680
	NXC 0300 5 A 2 L 0 RSF	300	330	245	368	444	160	132		
	NXC 0385 5 A 2 L 0 RSF	385	424	300	450	540	200	160	AF10	1006 x 2275 x 605/700
	NXC 0460 5 A 2 L 0 RSF	460	506	385	578	693	250	200		
	NXC 0520 5 A 2 L 0 RSF	520	572	460	690	828	250	250	AF12	2006 x 2275 x 605/1400
	NXC 0650 5 A 2 L 0 RSF	650	715	590	885	1062	355	315		
	NXC 0730 5 A 2 L 0 RSF	730	803	650	975	1170	400	355		
	NXC 0820 5 A 2 L 0 RSF	820	902	730	1095	1314	450	400		
	NXC 0920 5 A 2 L 0 RSF	920	1012	820	1230	1476	500	450		
	NXC 1030 5 A 2 L 0 RSF	1030	1133	920	1380	1656	560	500		
	NXC 1150 5 A 2 L 0 RSF	1150	1265	1030	1545	1854	630	560	AF13	2206 x 2275 x 605/1950
	NXC 1300 5 A 2 L 0 RSF	1300	1430	1150	1725	2070	710	630		
	NXC 1450 5 A 2 L 0 RSF	1450	1595	1300	1950	2340	800	710	AF14	4406 x 2275 x 605/3900
	NXC 1770 5 A 2 L 0 RSF	1770	1947	1600	2400	2880	1000	900		
NXC 2150 5 A 2 L 0 RSF	2150	2365	1940	2910	3492	1200	1100			
NXC 2700 5 A 2 L 0 RSF	2700	2970	2300	3278	3933	1500	1200			
525-690 V 50/60 Hz	NXC 0125 6 A 2 L 0 RSF	125	138	100	150	200	110	90	AF9	1006 x 2275 x 605/680
	NXC 0144 6 A 2 L 0 RSF	144	158	125	188	213	132	110		
	NXC 0170 6 A 2 L 0 RSF	170	187	144	216	245	160	132		
	NXC 0208 6 A 2 L 0 RSF*	208	229	170	255	289	200	160		
	NXC 0261 6 A 2 L 0 RSF	261	287	208	312	375	250	200	AF10	1006 x 2275 x 605/700
	NXC 0325 6 A 2 L 0 RSF	325	358	261	392	470	315	250		
	NXC 0385 6 A 2 L 0 RSF	385	424	325	488	585	355	315	AF12	2006 x 2275 x 605/1400
	NXC 0416 6 A 2 L 0 RSF*	416	416	325	488	585	400	315		
	NXC 0460 6 A 2 L 0 RSF	460	506	385	578	693	450	355		
	NXC 0502 6 A 2 L 0 RSF	502	552	460	690	828	500	450		
	NXC 0590 6 A 2 L 0 RSF	590	649	502	753	904	560	500		
	NXC 0650 6 A 2 L 0 RSF	650	715	590	885	1062	630	560		
	NXC 0750 6 A 2 L 0 RSF	750	825	650	975	1170	710	630	AF13	2206 x 2275 x 605/1950
	NXC 0820 6 A 2 L 0 RSF*	820	902	650	975	1170	750	650		
	NXC 0920 6 A 2 L 0 RSF	920	1012	820	1230	1476	900	800	AF14	4406 x 2275 x 605/3900
	NXC 1030 6 A 2 L 0 RSF	1030	1133	920	1380	1656	1000	900		
	NXC 1180 6 A 2 L 0 RSF*	1180	1298	1030	1463	1755	1150	1000		
	NXC 1500 6 A 2 L 0 RSF	1500	1650	1300	1950	2340	1500	1300		
NXC 1900 6 A 2 L 0 RSF	1900	2090	1500	2250	2700	1800	1500	AF14	4406 x 2275 x 605/3900	
NXC 2250 6 A 2 L 0 RSF*	2250	2475	1900	2782	3335	2000	1800			

* max. ambient temperature of +35°C

HARDWARE CONFIGURATIONS

Active front-end	Enclosure		EMC		Brake chopper	Cabling		Input device		Output filters	
	380-500 V	IP21	IP54	L		T	Bottom	Top +CIT/+COT	+ILS & +ICB	+OCM/ +OCH	+ODU
AF9	S	O (H: +130)	S	O	* (W: +400)	S	O (W: +400)	S	O	O (W: +400)	O (W: +600)
AF10	S	O (H: +130)	S	O	* (W: +400)	S	O (W: +400)	S	O	O (W: +400)	O (W: +600)
AF12	S	O (H: +130)	S	O	* (W: +400)	S	O (W: +400)	S	O	O (W: +400)	O (W: +1200)
AF13	S	O (H: +170)	S	O	* (W: +400)	S	O (W: +400)	S	O	O	O (W: +800)
AF14	S	O (H: +170)	S	O	* (W: +400)	S	O (W: +600)	S	O	S	O (W: +1600)
525-690 V											
AF9	S	O (H: +130)	S	O	* (W: +400)	S	O (W: +400)	S	O	O (W: +400)	O (W: +600)
AF10	S	O (H: +130)	S	O	* (W: +400)	S	O (W: +400)	S	O	O (W: +400)	O (W: +600)
AF12	S	O (H: +130)	S	O	* (W: +400)	S	O (W: +400)	S	O	O (W: +400)	O (W: +1200)
AF13	S	O (H: +170)	S	O	* z(W: +400)	S	O (W: +400)	S	O	O	O (W: +800)
AF14	S	O (H: +170)	S	O	* (W: +400)	S	O (W: +600)	S	O	S	O (W: +1600)

* Contact factory S = Standard O = Optional

TECHNICAL DATA

Mains connection	Input voltage U_{in}	208...240 V; 380...500 V; 525...690 V; -10%...+10%
	Input frequency	45...66 Hz
	Connection to mains	Once per minute or less (normal case)
Motor connection	Output voltage	$0 - U_{in}$
	Continuous output current	High overloadability: I_H , ambient temperature max. +50°C (\geq FR10 + 40°C) Low overloadability: I_L , ambient temperature max. +40°C
	Overloadability	High: $1.5 \times I_H$ (1 min/10 min), Low: $1.1 \times I_L$ (1 min/10 min)
	Max. starting current	I_S for 2 s every 20 s
	Output frequency	0...320 Hz
Control characteristics	Control performance	Open loop vector control (5-150% of base speed): speed control 0.5%, dynamic 0.3%sec, torque lin. <2%, torque rise time ~5 ms Closed loop vector control (entire speed range): speed control 0.01%, dynamic 0.2% sec, torque lin. <2%, torque rise time ~2 ms
	Switching frequency	NX_2/ Up to and including NX_0061: NX_5: 1...16 kHz; Factory default 10 kHz From NX_0072: 1...6 kHz; Factory default 3.6 kHz NX_6: 1...6 kHz; Factory default 1.5 kHz
	Field weakening point	8...320 Hz
	Acceleration time	0...3000 sec
	Deceleration time	0...3000 sec
	Braking	DC brake: 30% of T_N (without brake resistor), flux braking
Ambient conditions	Ambient operating temperature	-10°C (no frost)...+50°C: I_H (\geq FR10 + 40°C) -10°C (no frost)...+40°C: I_L
	Storage temperature	-40°C...+70°C
	Relative humidity	0 to 95% RH, non-condensing, non-corrosive, no dripping water
	Air quality: - chemical vapours - mechanical particles	IEC 60721-3-3, unit in operation, class 3C3 (tested in accordance with IEC60068-2-60, Method 1 C CH ₂ and SO ₂) IEC 60721-3-3, unit in operation, class 3S2
	Altitude	100% load capacity (no derating) up to 1000 m 1% derating for each 100 m above 1000 m; max. 4866 m (690 V max. 2000 m)
	Vibration EN 50178/EN 60068-2-6	5...150 Hz: Displacement amplitude 1 mm (peak) at 5...15.8 Hz (\geq FR10: 0.25 mm (peak) at 5...31 Hz) Max acceleration amplitude 1 G at 15.8...150 Hz (\geq FR10: 1 G at 31...150 Hz)
	Shock EN 50178, EN 60068-2-27	UPS Drop Test (for applicable UPS weights) Storage and shipping: max 15 G, 11 ms (in package)
EMC	Immunity	Fulfills all EMC immunity requirements
	Emissions	EMC level C: EN 61800-3, category C1 EMC level H: EN 61800-3, category C2 EMC level L: EN 61800-3, category C3 EMC level T: Low earth-current solution is suitable for IT networks, (can be modified from L/H-level units)
Safety		EN 50178, EN 60204-1, IEC 61800-5-1, CE, UL, CUL; (see unit nameplate for more details)
Functional safety *	STO	EN/IEC 61800-5-2 Safe Torque Off (STO) SIL2, EN ISO 13849-1 PL'd" Category 3, EN 62061: SILCL2, IEC 61508: SIL2.
	SS1	EN /IEC 61800-5-2 Safe Stop 1 (SS1) SIL2, EN ISO 13849-1 PL'd" Category 3, EN /IEC62061: SILCL2, IEC 61508: SIL2.
	ATEX Thermistor input	94/9/EC, CE 0537 Ex 11 (2) GD
Control connections (OPT-A1, -A2 or OPT-A1, -A3)	Analogue input voltage	0...+10 V [-10 V...+10 V joystick control], $R_i = 200 \text{ k}\Omega$, resolution 0.1%, accuracy $\pm 1\%$
	Analogue input current	0(4)...20 mA, $R_i = 250 \text{ }\Omega$ differential, resolution 0.1%, accuracy $\pm 1\%$
	Digital inputs	6, positive or negative logic; 18...30 VDC
	Auxiliary voltage	+24 V, $\pm 15\%$, max. 250 mA
	Output reference voltage	+10 V, +3%, max. load 10 mA
	Analogue output	0(4)...20 mA; R_L max. 500 Ω , resolution 10 bit, accuracy $\pm 2\%$
	Digital output	Open collector output, 50 mA/48 V
	Relay outputs	2 programmable change-over (NO/NC) relay outputs (OPT-A3: NO/NC+NO) Switching capacity: 24 VDC/8 A, 250 VAC/8 A, 125 VDC/0.4 A. Min. switching load: 5 V/10 mA
Thermistor input (OPT-A3)	Galvanically isolated, $R_{trip} = 4.7 \text{ k}\Omega$	
Protections		Overvoltage, undervoltage, earth fault, mains supervision, motor phase supervision, overcurrent, unit overtemperature, motor overload, motor stall, motor underload, short-circuit of +24 V and +10 V reference voltages

* with OPT-AF board

OPTION BOARDS

Type	Card slot					I/O signal																	Note																	
	A	B	C	D	E	DI	DO	DI	DO	AI (mA/V \pm V)	AI (mA) iso-lated	AO (mA/V)	AO (mA) iso-lated	RO (NO/NC)	RO (NO)	+10V _{ref}	Therm	+24V/EXT +24V	pt100	KTY84	42-240 VAC input	DI/DO (10...24V)		DI/DO (RS422)	DI ~ 1Vp-p	Re-solver	Out +5V/+15V/+24V	Out +15V/+24V	Out +5V/+12V/+15V											
Basic I/O cards (OPT-A)																																								
OPT-A1						6	1			2			1																											
OPT-A2															2																									
OPT-A3															1	1			1																					
OPT-A4								2																																
OPT-A5								2																																
OPT-A7																																								
OPT-A8						6	1			2			1					1																						
OPT-A9						6	1			2			1				1																							
OPT-AE								2																																
OPT-AF																																								
OPT-AK																																								
OPT-AN						6				2			2																											
I/O expander cards (OPT-B)																																								
OPT-B1								6																																
OPT-B2																																								
OPT-B4																																								
OPT-B5																																								
OPT-B8																																								
OPT-B9																																								
OPT-BH																																								
OPT-BB																																								
OPT-BC																																								
OPT-BE																																								
Fieldbus cards (OPT-C)																																								
OPT-C2						RS-485 (Multiprotocol)																																		
OPT-C3						Profibus DP																																		
OPT-C4						LonWorks																																		
OPT-C5						Profibus DP (D9-type connector)																																		
OPT-C6						CANopen (slave)																																		
OPT-C7						DeviceNet																																		
OPT-C8						RS-485 (Multiprotocol, D9-type connector)																																		
OPT-CG						SELMA 2 protocol																																		
OPT-CI						Modbus/TCP (Ethernet)																																		
OPT-CJ						BACNet, RS485																																		
OPT-CP						ProfiNet I/O (Ethernet)																																		
OPT-CQ						Ethernet/IP (Ethernet)																																		
Communication cards (OPT-D)																																								
OPT-D1						System Bus adapter (2 x fiber optic pairs)																																		
OPT-D2						System Bus adapter (1 x fiber optic pair) & CAN-bus adapter (galvanically decoupled)																																		
OPT-D3						RS232 adapter card (galvanically decoupled), used mainly for application engineering to connect another keypad																																		
OPT-D6						CAN-bus adapter (galvanically decoupled)																																		
OPT-D7																																								



THE VACON NXP/NXC PRODUCT RANGE

VACON NXC OPTIONS

Control terminal options (T group)		Cabling options (C group)	
+TIO*	Basic I/O wired to external single-tier terminals	+CIT	Input (mains) cabling from top
+TID*	Basic/Owired to external two-tier terminals+additional terminals	+COT	Output (motor) cabling from top
+TUP*	Terminals for 230 VAC control voltage	Auxiliary equipment (A group)	
Input device options (I group)		+AMF	Motor fan control
+ILS*	Load switch	+AMH	Motor heater feeder
+IFD	Switch fuse and fuses	+AMB	Mechanical brake control
+ICB*	Circuit breaker	+AMO*	Motor operator for +ICB
+ICO	Input contactor	+ACH	Cabinet heater
+IFU	Input fuses	+ACL	Cabinet light
Main circuit options (M group)		+ACR	Control relay
+MDC	Terminals in cabinet for DC / brake chopper	+AAI	Analogue signal isolator
Output filter options (O group)		+AAA	Auxiliary contact (control voltage devices)
+OCM	Common mode filters	+AAC	Auxiliary contact (input device)
+OCH	Common mode filters with output terminals	+AT1	Auxiliary voltage transformer 200 VA
+ODU	du/dt filter	+AT2*	Auxiliary voltage transformer 750 VA
+OSI	Sine wave filter	+AT3	Auxiliary voltage transformer 2500 VA
Protection devices (P group)		+AT4	Auxiliary voltage transformer 4000 VA
+PTR	External thermistor relay	+ADC*	Power supply 24 VDC 2.5 A
+PES	Emergency stop (cat 0)	+ACS	230 VAC customer socket
+PED	Emergency stop (cat 1)	Door-mounted options (D group)	
+PAP	Arc protection	+DLV	Pilot light (Control voltage on)
+PIF	Insulation fault sensor	+DLD	Pilot light (D01)
General options		+DLF	Pilot light (FLT)
+G40	400 mm empty cabinet	+DLR	Pilot light (RUN)
+G60	600 mm empty cabinet	+DCO*	Main contactor operation switch
+G80	800 mm empty cabinet	+DRO*	Local / Remote operation switch
+GPL	100 mm base	+DEP	Emergency stop push-button
+GPH	200 mm base	+DRP	Reset push-button
+FAT	Factory acceptance tests	+DAM	Analogue meter (AO1)
+MAR	Marine construction	+DAR	Potentiometer for reference
+SWP	Seaworthy packing	+DCM	Analogue meter & current transformer
		+DVM	Analogue voltage meter with selection switch

* Included as standard in low-harmonic drives

EMC SELECTION TABLE

Vacon NXP EMC	Hospital	Residential Area	Commercial	Light Industry Area	Heavy Industry	Marine
C [Category C1]	O					
H [Category C2]	R	R	R	O	O	
L [Category C3]				R	R	
T [Category C4]					R (IT)	R (IT)

The product family standard EN 61800-3 sets limits for both emissions and immunity to radio frequency disturbances. The environment has been divided into the first and second environments; in practice, public and industrial networks, respectively.

Radio Frequency Interference (RFI) filters are typically required to meet the EN 61800-3 standard. These filters are integrated in the VACON NXP as standard.

The 208–240 V and 380–500 V ranges of the VACON NXP (FR4-FR9) meet the requirements of the first and second

environments (H level: EN 61800-3(2004), category C2). No additional RFI filters or cabinets are required. The FR10-FR14 and the 500-690 V ranges of the VACON NXP meet the requirements of the second environment (L-level: EN 61800-3(2004), category C3).

The units in the frame sizes FR4, FR5 and FR6 (with a voltage range from 380 to 500 V) are also available with extremely low-emission integrated EMC filters (C level: EN 61800-3 (2004), category C1). This is sometimes required in very sensitive locations, such as hospitals.

NXC 0520 5 A 2 L 0 S S F A1 A2 00 00 00 + IFD

- NXC** — **Product Range**
NXP = wall-mounted / standalone / module
NXC = cabinet

- 0520** — **Nominal current voltage**
0520 = 520 A

- 5** — **Nominal mains voltage**
2 = 208-240 V 5 = 380-500 V 6 = 525-690 V

- A** — **Control keypad**
A = standard alphanumeric B = no local keypad
F = dummy keypad G = graphic display

- 2** — **Enclosure class**
5 = IP 54, FR4-10; NXC FR9-FR14; AF9-14
2 = IP 21, FR4-11; NXC FR9-FR14; AF9-14
0 = IP 00, NXP FR10-14

- L** — **EMC emission levels**
C = category C1, EN 61800-3 H = category C2, EN 61800-3
L = category C3, EN 61800-3 T = for IT networks
N = enclosure required (FR10-FR14)

- 0** — **Brake chopper**
0 = no brake chopper
1 = integrated brake chopper

- S** — **Supply**
S = 6-pulse
T = 12-pulse
O = 6-pulse + load switch (standalone)
R = Low-harmonic

- S** — **Cooling**
S = standard air-cooled
T = through-hole mounting FR4-FR9

- F** — **Control**
S = standard FR4-FR8 F = standard FR9 and NXC
A = standard NXP FR10-FR12 N = standard IP00 »
FR10 & NXC with IP54 control unit enclosure
V = as S, but varnished G = as F, but varnished boards
O = as N, but varnished boards B = as A, but varnished boards

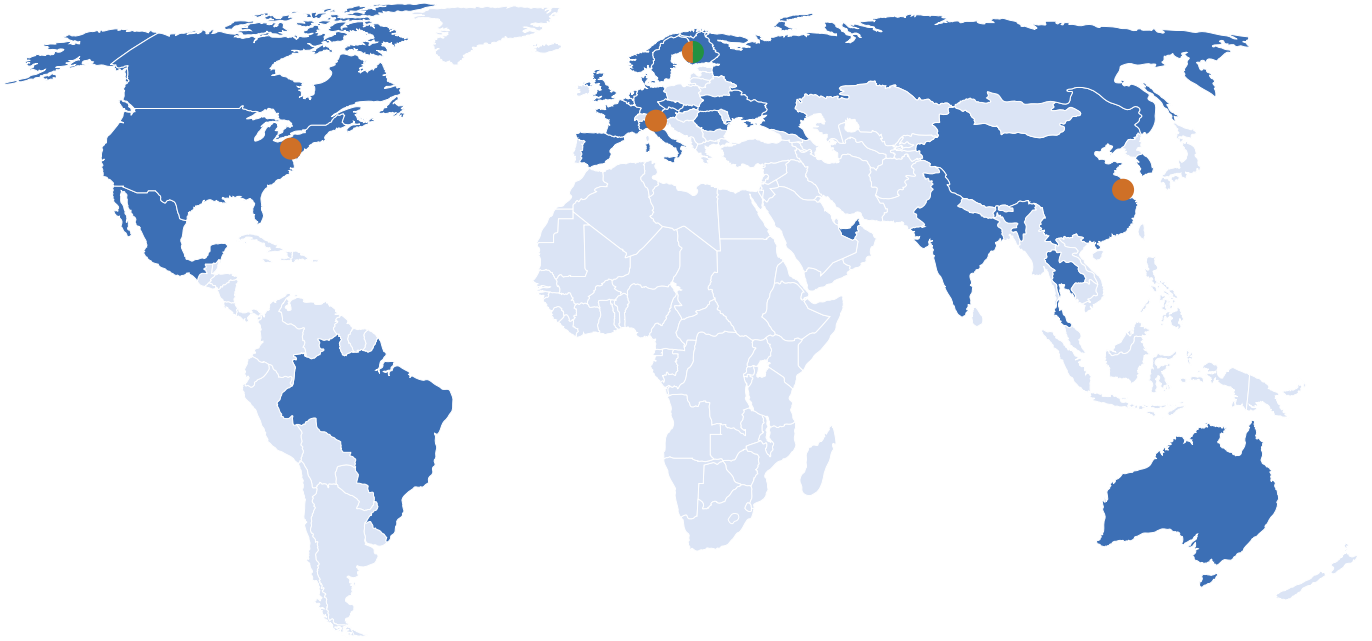
- A1** — **Option boards; each slot is represented by two characters:**
- A2** — Ax = basic I/O boards, Bx = expander I/O boards
- 00** — Cx = fieldbus boards, Dx = special boards
- 00**
- 00**
- +**
- IFD** — **NXC options, see tables p. 22**

NOTES

VACON AT YOUR SERVICE

Vacon is driven by a passion to develop, manufacture and sell the best AC drives and inverters in the world — and to provide efficient life-cycle services for its customers. Our AC drives offer optimum process control and energy efficiency for electric motors. Vacon inverters are a key component in producing energy from renewable sources. We have R&D and production units in Finland, the USA, China and Italy, and sales & service offices in 27 countries. In 2011, Vacon had revenues of EUR 380.9 million and globally employed 1,500 people. The shares of Vacon Plc (VAC1V) are quoted on the main list of the Helsinki stock exchange.

VACON — TRULY GLOBAL



● Production and R&D ● Vacon PLC ■ Vacon own sales offices ■ Served by Vacon partner

MANUFACTURING
and R&D on 3 continents

VACON SALES
and services in 27 countries

SERVICE CENTERS
in 52 countries (including partners)

VACON
DRIVEN BY DRIVES

Vacon partner



Subject to changes without prior notice.

www.vacon.com

BC00167G